




*This resource has been put together for you by the United Reformed Church Children's and Youth Work team and the synod CYDOs and their equivalents.*

*We hope you will enjoy sharing a time of faith and fellowship together as a family through these stories, games, activities, and prayers. They are designed as a 'pick and mix' of ways to experience God's message through the Bible, exploring what it means to you and express that in words and action. They are not linked to the lectionary but can be used in any order as we explore all the different parts of the Bible.*





*The Bible is like a library made up of 66 books written by many different people over many years.*

*The Old Testament books were written before Jesus was born. They are the holy stories he would have grown up hearing and reading. There are 39 of these.*

*The New Testament tells us the stories of Jesus and his followers. There are 27 books in the New Testament.*

*Can you find  
and colour the  
book on the  
bookshelf that  
this week's  
story is from?*

*If you have a  
Bible, see if  
you can find  
the story in  
there.*

*You could print this  
out once and colour  
each new book on  
the bookshelf as you  
read stories from it.*



*The book of Luke was written by Luke the disciple around 60 AD. Luke was a Gentile and a doctor and he writes his book for all people. He wants to show that Jesus was God's son, who came to the world for everyone, Jew, Gentile, rich, poor, an extraordinary Saviour for the ordinary everyday people. This is why his book tells the stories of everyday people. This is the only story in the Bible about Jesus' older childhood and it only appears in Luke's writing.*

Jesus in the temple – Saddleback kids [https://youtu.be/ho\\_3gvIWzbw](https://youtu.be/ho_3gvIWzbw)  
The Boy Jesus in the Temple | Bible Story | LifeKids <https://youtu.be/T908tgPIHFc>

Great big family of God <https://youtu.be/UEvJzOxm6zs>  
City On A Hill (Official Lyric Video) // Worship For Everyone <https://youtu.be/Cg2We2iK7og>  
Have you heard about Jesus, have you told about Jesus? <https://youtu.be/kXEar9LuQ1U>  
Tell me the stories of Jesus <https://youtu.be/lf5uc0aA8Yg>

*Every year Jesus' parents went to Jerusalem for the Passover Feast. When Jesus was 12 years old, they went to the feast as they always did. When the feast days were over, they went home. The boy Jesus stayed behind in Jerusalem, but his parents did not know it. Joseph and Mary travelled for a whole day. They thought that Jesus was with them in the group. Then they began to look for him among their family and friends, but they did not find him. So they went back to Jerusalem to look for him there. After three days they found him. Jesus was sitting in the Temple with the religious teachers, listening to them and asking them questions. All who heard him were amazed at his understanding and wise answers. When Jesus' parents saw him, they were amazed. His mother said to him, "Son, why did you do this to us? Your father and I were very worried about you. We have been loo d A yo e)*







*What treasures can you find to put in the box for your little ones to explore?*

*Perhaps older children could help find the things.*

*Use a box or a bag to hold the treasures and encourage any little ones to explore what's in the box/bag each week to go with the eW'nBT/F2 12 Tf1 0 0 1 403.06*



*God is with you in all that you do. Think about the different things that you do during the day. Before you begin to do each thing, say a prayer to welcome God in your activity.*

*Here are a few ideas to start with:*

*God with us in our storytelling...*


*God with us in our games...*

*God with me as I ride my bike...*

*God with me as I learn...*

*God with me as I walk...*

*God with me as I wash the dishes.....*



*Prayer*







*You will need an envelope and some strips of card to make some people. If you have them, you could use lollypop sticks. Draw some doors on the envelope and put a cross*





*Gather your favourite sweet or savoury foods*

*Create a recipe using your favourite foods.*

*M92405.34 542.35 Tm/GS7 gs0 g0 G( )TJETQ EMC 9B.32TJETn61 601.03 Tm/GS7*



*Materials to make a heart: e.g. felt, paper, salt dough  
A small piece of card  
Some string or ribbon  
A favourite bible verse*

*Create a heart shape in any way you wish:  
you might model it from salt dough (see  
last week's issue for the recipe), sew two  
felt hearts together and stuff them with  
some soft material, even make one out of  
paper or card and decorate it.*


*Think of a verse or message from the Bible which you want to share with someone. Write it  
onto the small piece of card in your nicest writing and attach a piece of ribbon, wool or string  
to make a tag or label.*

*Attach the verse to your heart and give it to the person you want to share your wisdom with.*



*Sometimes we cannot have what we would like or want straight away, we have to be patient and wait. It may seem as if there are no changes to start with as the growing begins in the soil hidden from our eyes.*



*When you plant seeds you hide them in the soil, and you need to be patient and look after your seeds, place them in the right place according to the instructions on your seed packet- water them and watch.*



- A packet of seeds (I chose Sunflowers)*
- A pot*
- Some compost*
- A marker to remind you what is in your pot*

*This is a great all age activity, something we can all do together. You could take turns watching and tending your seeds.*

*I wonder how my will seeds grow - happy planting and patiently waiting!*





*We grow in faith when we learn and share together, no ma.605 12187r, wh2871 0 595.32 841.9*

*Everyday Faith:*

*Scrapbooking:*

*Take it Further:*

